

UM5-MJ & UM4-MJ CRYSTAL



Specifications		
Parameters	Standard	Options
Frequency range	10,000 MHz - 250,000 MHz	UM4-MJ > 12,000 MHz
Frequency stability	Please specify	
Overall		
Initial at 25°C		
Temperature		
Aging first year		
Aging over Years		
Operating temperature	0° C ~ +70°C	-20°C ~ +70°C -40°C ~ +85°C Other on custom request
Storage temperature	-40°C ~ +85°C	-55°C ~ +125°C
Load capacitance C _L	4 pF ~ 120 pF or serie	
Equivalent series resistance ESR	see ESR table	Other on request
Shunt capacity C ₀	< 7 pF	Other
Aging	± 3 ppm /first year max.	Other on custom request
Insulation resistance	500 Mohms minimum at 100 VDC	
Drive level	10,0 to 1000 uW dependent of frequency	
Motional capacity C ₁	Please specify , if required	
Quality factor Q		
Co/C ₁		
Motional inductance L		
DFL (difference between 2 loadresonant frequencies)		
DLD (drive level dependency)		
Spurious		
Marking		

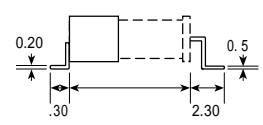
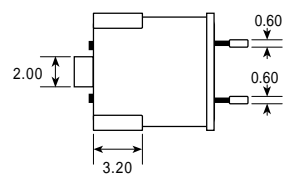
UM5-MJ & UM4-MJ CRYSTAL

ESR table

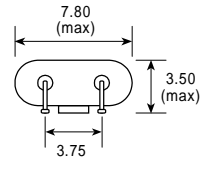
Frequency range	Mode	ESR (ohms)
10,000 MHz - 15,999 MHz	Fund.	60 max.
16,000 MHz - 40,000 MHz	Fund.	50 max.
30,000 MHz - 49,999 MHz	3 rd	90 max.
50,000 MHz - 100,000 MHz	3 rd	80 max.
60,000 MHz - 69,999 MHz	5 th	130 max.
70,000 MHz - 160,000 MHz	5 th	120 max.
100,000 MHz - 179,999 MHz	7 th	170 max.
180,000 MHz - 250,000 MHz	7 th	200 max.

Drawing

Package	UM5 metal jacket	
	UM4 metal jacket	



L
UM5-MJ : 6.0 mm



L
UM4-MJ : 4.5 mm